


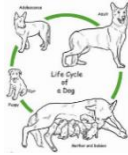




4/27 - 5/1 Digital Learning Plans

What are we learning this week?



| | |
|--|---|
| <p>Math</p>  | <p>We are working on partitioning or separating shapes into equal parts. This is getting ready for fractions.</p> |
| <p>Reading</p>  | <p>Asking and answering questions to help us understand nonfiction passages.</p> |
| <p>Phonics</p> | <p>We are learning about prefixes: un- and re-</p> |
| <p>Language Arts</p>  | <p>We are learning capitalization rules. These rules tell us when we should use a capital letter in words.</p> |
| <p>Science</p>  | <p>We are learning about the life cycle of birds. Birds lay eggs instead of having a live birth.</p> |

| Monday | Tuesday | Wednesday | Thursday |
|---|--|--|---|
| <p>Math</p> <ul style="list-style-type: none"> Lesson- https://www.youtube.com/watch?v=U1oT9WOJeSw Complete My Math workbook Vol. 2 pg. 778. Send picture to your teacher when done. Extension- Log-in to Dreambox <p>Reading</p> <ul style="list-style-type: none"> Lesson - https://youtu.be/muls15GZd8I Paper and pencil needed. Extension: Headsprout and Raz Kids <p>Phonics</p> <ul style="list-style-type: none"> Lesson - https://jr.brainpop.com/readingandwriting/word/prefixes/ Activity - Log-in to Spelling City to practice prefix words https://www.spellingcity.com/Log-yourself-in.html <p>Writing</p> <ul style="list-style-type: none"> Lesson - https://youtu.be/OMolTF1IWw8 Activity - You should turn it in to your teacher by Friday. | <p>Math</p> <ul style="list-style-type: none"> Lesson- watch Basic Parts of a Whole https://jr.brainpop.com/math/fractions/basicpartsofawhole/ Login in thru Clever using your Student Office 365 username and password- st. id # Complete My Math workbook Vol.2- pg779-780. Send picture to your teacher. Extension- Log-in to Dreambox <p>Reading</p> <ul style="list-style-type: none"> Lesson - https://youtu.be/8WfKmkM7D4g Paper and pencil needed. Extension: Headsprout and Raz Kids <p>Phonics</p> <ul style="list-style-type: none"> Lesson - https://jr.brainpop.com/readingandwriting/word/prefixes/ Activity - Log-in to Spelling City to practice prefix words https://www.spellingcity.com/Log-yourself-in.html <p>Writing</p> <ul style="list-style-type: none"> Lesson - https://youtu.be/OMolTF1IWw8 Activity - You should turn it in to your teacher by Friday. | <p>Math</p> <ul style="list-style-type: none"> Lesson- Listen to the story: <i>Give Me Half!</i> https://www.youtube.com/watch?v=hVaxiJB6Fls&t=21s Complete My Math workbook Vol.2- pg781-782. Send picture to your teacher. Extension- Log-in to Dreambox <p>Reading</p> <ul style="list-style-type: none"> Lesson - https://youtu.be/UQ2U-x3XeQo Paper and pencil needed. Extension: Headsprout and Raz Kids <p>Language Arts</p> <ul style="list-style-type: none"> Lesson - https://www.youtube.com/watch?v=4be5ARBawVU Activity - Log-In to Moby Max to complete the assignment www.mobymax.com/signin/kulamer22 Extra support and examples: https://bit.ly/359VWEI <p>Science</p> <ul style="list-style-type: none"> Lesson- Pebble Go (Flamingos) https://cobb.mackinvia.com/ Username: firstname.last@students.cobbk12.org Password: lunch number EXAMPLE tiana.thomas@students.cobbk12.org Once logged in, scroll to Pebble Go Animals. Type "Flamingos" in the search box and watch the movie. Activity - Complete the share what you know activity at the bottom of the screen. | <p>Math</p> <ul style="list-style-type: none"> Lesson- Play Kahoot for Shapes and Partitioning Quiz https://kahoot.it/challenge/08607505?challenge-id=b196d9b6-48b0-4249-905f-2655628c71fc_1587777045537 Please enter your name- not a nickname when on Kahoot Paper and pencil needed. Send picture to your teacher of problem #2. Extension- Log-in to Dreambox <p>Reading</p> <ul style="list-style-type: none"> Lesson - https://youtu.be/FfHlrYIJGoM Paper and pencil needed. Extension: Headsprout and Raz Kids <p>Language Arts</p> <ul style="list-style-type: none"> Lesson - https://www.youtube.com/watch?v=6IyuhZUhLcY Activity - Log-In to Moby Max to complete the assignment www.mobymax.com/signin/kulamer22 Extra support and examples: https://bit.ly/359VWEI <p>Science</p> <ul style="list-style-type: none"> Lesson- Pebble Go https://cobb.mackinvia.com/ Use the same log in information from the previous day. Scroll to Pebble Go. Type "Birds" in the search box Activity -Complete the "Share what you know" activity at the bottom of the screen. Extension- Draw a picture of a bird that you have seen in your yard or neighborhood. Draw a diagram of its life cycle. |

Friday - Review and complete all assignments to make sure they are complete. Upload a picture of your work or a recording to your Dojo portfolio.